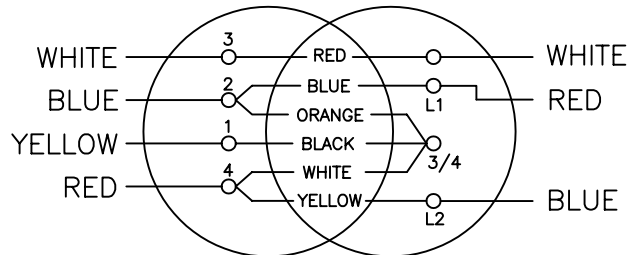


MOTOR WIRING CHART

DOCUMENT NO. 112921
GATE OPERATOR WITH UGMCB MOTOR CONTROL SYSTEM

A.O. SMITH

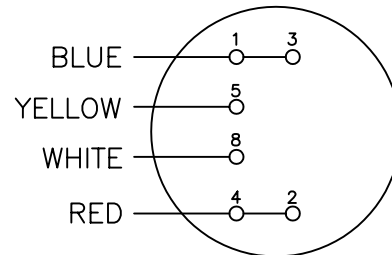
115V 1P 208/230V 1P



TO REVERSE MOTOR, SWITCH LEADS 1 & 3 (FOR 115 VAC); L1 & L2 (FOR 208/230 VAC).

BALDOR

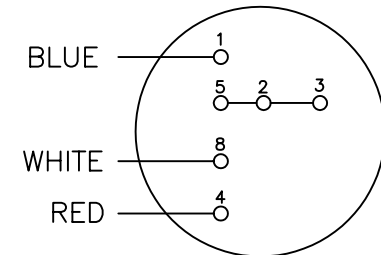
DUAL VOLTAGE MOTOR - 115V 1P



TO REVERSE MOTOR DIRECTION, SWITCH INCOMING LEADS TO TERMINALS 1 AND 4.

BALDOR

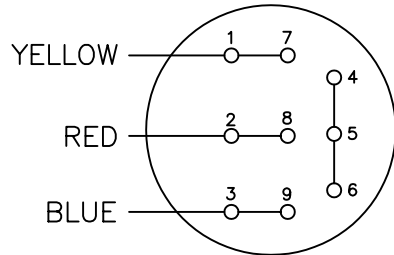
DUAL VOLTAGE MOTOR - 208/230V 1P



TO REVERSE MOTOR DIRECTION, SWITCH INCOMING LEADS TO TERMINALS 1 AND 4.

208/230 VOLTS, 3 PHASE

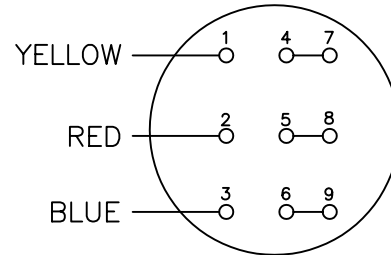
DUAL VOLTAGE MOTOR



TO REVERSE MOTOR DIRECTION, SWITCH ANY TWO INCOMING LEADS.

460 VOLTS, 3 PHASE

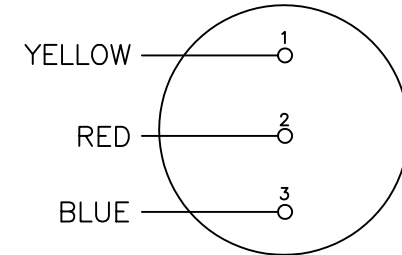
DUAL VOLTAGE MOTOR



TO REVERSE MOTOR DIRECTION, SWITCH ANY TWO INCOMING LEADS.

575 VOLTS, 3 PHASE

SINGLE VOLTAGE MOTOR



TO REVERSE MOTOR DIRECTION, SWITCH ANY TWO INCOMING LEADS.