

IDENTIFYING ENTRY SYSTEM VERSIONS

Linear's AM3, AE-1000, & AE-2000 entry systems have been manufactured in two versions, the "legacy" models and the "plus" models. Units manufactured now are all "plus" models.

In complete units, the models can be easily identified by the model label on the unit. The model label shows the unit's model number and the unit's product number.

For units that have been disassembled, or have had circuit boards replaced, refer to the following photos to identify if the unit is a "legacy" or "plus" model. Areas on the circuit boards with major differences are circled.




Figure 1. AM-3 Circuit Board




Figure 2. AM3Plus Circuit Board




Figure 3. AE-1000 CPU Circuit Board




Figure 4. AE1000Plus CPU Circuit Board




Figure 5. AE-2000 CPU Circuit Board




Figure 6. AE2000Plus CPU Circuit Board